

A SEAT AT THE TABLE



The power of student voice



Aren't you
TIRED of
HATE? >

CHECK OUT
www.sticksnstones.co.nz
FOR MORE DETAILS



LIKE US ON
www.facebook.com/onlinesticks




SHINE BRIGHT like a DINO




Be Positive – www.sticksnstones.co.nz

Outline


- ◆ What is **Student Voice**?
Video and Discussion
- ◆ What can Student Voice look like?
Video and Discussion
- ◆ How do students have a voice in your school?
Matrix Activity
- ◆ Student Voice in Action Video
- ◆ Sticks 'n Stones present
- ◆ Q & A





How do students have a voice at your school?

Representation	Discussion	Participation	Partnership	Activism	Leadership
<p>Students are asked to participate in, and sometimes run activities created by adults. These often have the appearance of youth involvement but students have no input into the activities or the end product.</p>	<p>Students are invited to share opinions, weighing up positives and negatives and sharing ideas (for example in small focus groups). The discussion could happen over different forums, either face to face meetings or over social media (eg Facebook groups).</p>	<p>Students are expected to be present throughout the whole process. They will attend meetings and offer their decisions in a framed and structured environment primarily run by adults. This could also happen via social media (eg a teacher posting and idea and students responding with changes and feedback).</p>	<p>Students are part of a successful partnership with the school, meaning they can make decisions that are respected by the school partnership. Partnership is mainly student-led with students responsible for organising meetings and other forms of communication. Adults work collaboratively with students (not for students).</p>	<p>Students are proactive with their ideas. They identify the problems affecting them and generate their own solutions. They take an active role with their ideas, both in and out of school time.</p>	<p>Adults exercise trust and don't try to influence students. This is the zone where the magic happens - students have ownership of their project and will produce some fantastic results. This doesn't mean leaving students to 'sink or swim' though. It involves training, mentoring and facilitation from older or more experienced students, or from committed adults.</p>
<p>NEXT STEP Engage students in planning stage, rather than waiting until decisions have already been made.</p>	<p>NEXT STEP Usually students are 'shoulder-tapped' for this process - instead consider allowing anyone who is passionate about this cause to be involved.</p>	<p>NEXT STEP Invite students to take an active role in the decision making process, and give them time to come up with the ideas themselves.</p>	<p>NEXT STEP Allow students to take full responsibility for putting their ideas into action, without depending on adults to guide them.</p>	<p>NEXT STEP Allow students to be the leaders and instigators of their vision.</p>	<p>NEXT STEP Let them go for it - be surprised by the results!</p>



Challenges and Opportunities







a meeting
discussion at
consultation. no
advice is give
a meeting to
giving

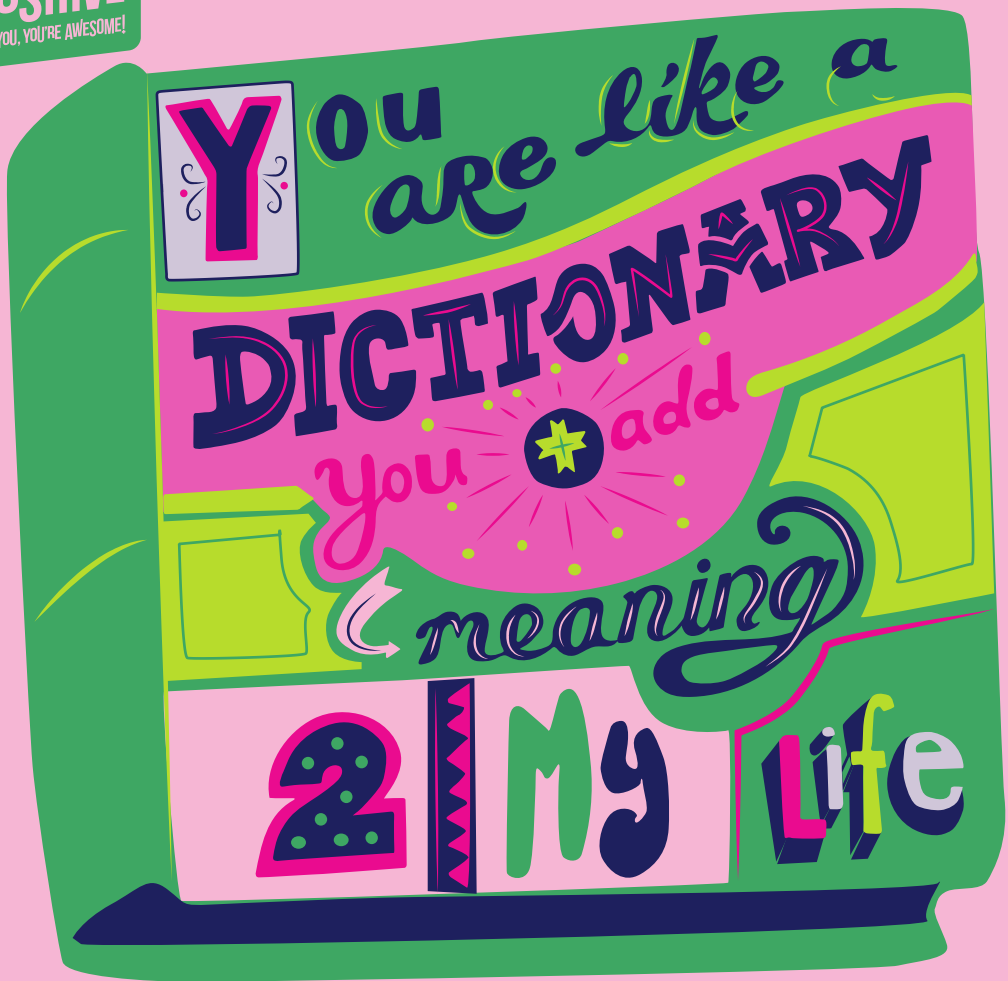
Student

Led

Youth
Driven

Co Design

PROJECT
POSITIVE
HEY YOU, YOU'RE AWESOME!





Allison Pizzarello



CHAOS[®]

HIT PA

THE P

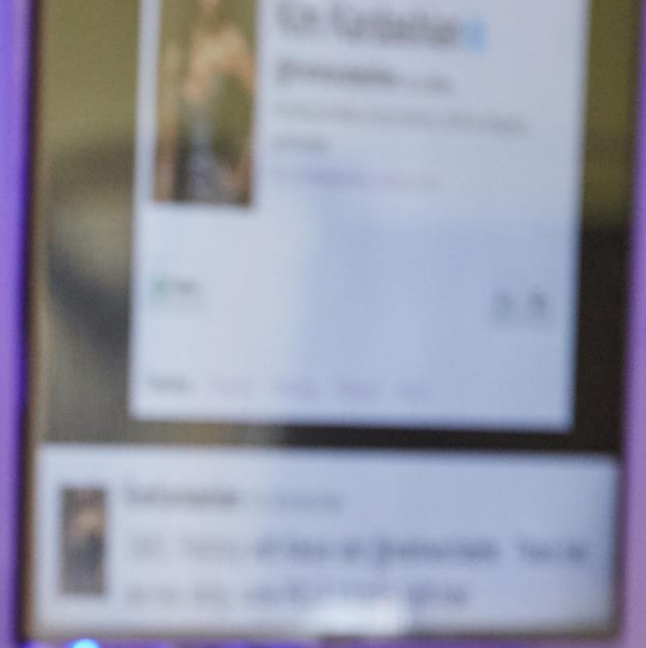
Together
we are
stronger







he day,
on you
ver to i
u





**REAL Mia
from
REAL
Facebook**







McRobie
STUDIOS

Dunstan High School Ball 2015

Clean Up OR

**YOU'RE
OUT!**



City of New York
Parks & Recreation









Your Limitations









Check us out online

www.sticksnstones.co.nz

www.facebook.com/onlinesticks

Twitter: @sticksnstonesnz

Instagram: sticksnstonesnz



IT'S A QUESTION PARTY!

MY FAVORITE!





[New Zealand Government](#)

Positive 
Behaviour
for Learning